

11+

Practice Book

Bookset

AGE 8 - 11

- ✓ Prepared by experts
- ✓ Answers included
- ✓ Examples & practice papers included





Practice Test Book

A comprehensive practice book for children preparing for

- ✓ Grammar School Exams
- ✓ Independent School Exams
- ✓ SATs Exams

Are you ready to embark on a journey of discovery, knowledge, and achievement? Then this book is for you; it's your secret weapon to conquering challenges, unlocking your potential, and shining brightly on the exam day. Inside this book, you'll find a world of brain-teasing puzzles, and practice questions carefully designed to help you soar to success. It is your trusted companion as you prepare for your upcoming exams. Get ready to unleash your potential and make your mark on the world.

Copyright Notice

This course is created and provided by www.learoni.co.uk to individuals for personal use only and must not be used for any commercial use including but not limited to in schools, by teachers, by tutors in the tuition centres and for any online or offline teaching material.

If this course or any part of the course is supplied to you by anyone other than www.learoni.co.uk or its business partners, then they will be in breach of copyright act 1988.

Please help us by reporting any breach of copyright and qualify for a cash reward of up to 50% of the compensation received in any successful claim.

Email us at info@learoni.co.uk

Visit our terms and conditions for full details www.learoni.co.uk/terms

Section-1

1. You will find a passage provided below. Read the passage carefully before attempting the questions.
2. After reading the passage, answer the questions that follow. The questions are based on the information presented in the passage.
3. Write your answers in the space provided for each question.
4. Use complete sentences to answer each question.
5. Ensure your responses are clear, concise, and relevant to the information in the passage.
6. Do not refer to any external sources or materials while answering the questions.
7. Manage your time wisely to complete all questions within the allocated time frame.
8. Be attentive to grammar, punctuation, and spelling in your answers.

Remember, your ability to comprehend the given passage and provide accurate responses will be evaluated in this section. Read carefully and respond thoughtfully to demonstrate your understanding of the text. Good luck!

Mystery Unleashed: The Adventures of the Neighbourhood Sleuths

In a quiet suburban neighbourhood, where houses with white picket fences lined the streets, a group of adventurous kids sought to add excitement and intrigue to their summer break. Ethan, Lily, Ryan, and Mia were lifelong friends with an insatiable appetite for mysteries and a shared love for spy movies.

One sunny afternoon, sitting under the shade of a large oak tree, the group hatched a plan. Inspired by their favourite detective stories, they decided to form their very own spy club. With secret handshakes and code names, they pledged to unravel the mysteries that lay hidden in their neighbourhood.

Their first case emerged when Mrs. Jenkins, the elderly lady from the house down the street, reported strange occurrences at her home. Objects were moving, peculiar sounds echoed in the night, and eerie shadows danced in her garden. Intrigued by the mystery, the young detectives sprang into action.

They donned disguises, equipped themselves with magnifying glasses and notepads, and set out to gather clues. Ethan, the group's tech-savvy member, used his computer skills to conduct online research, while Lily, with her photographic memory, meticulously documented every detail they uncovered.

As the days went by, the kids discovered a pattern—a series of footprints leading away from Mrs. Jenkins' house. The footprints led them to an abandoned warehouse on the outskirts of town, a place rumoured to be haunted. Undeterred by the ghostly tales, the intrepid detectives decided to investigate.

Armed with flashlights and nerves of steel, they cautiously ventured into the darkened warehouse. They stumbled upon a hidden room filled with maps, blueprints, and cryptic messages. It became clear that the warehouse was a hub for a group of art thieves operating in the area.

Determined to put an end to the criminal activities, the young spies discreetly gathered evidence. They documented the stolen artwork, deciphered the coded messages, and mapped out the thieves' next target—a local museum hosting a valuable exhibit.

With the clock ticking, the kids knew they had to act swiftly. They devised a plan to alert the authorities and apprehend the culprits. Each member of the spy club had a crucial role to play—Ethan hacked into the thieves' communication channels, Lily used her photographic memory to memorize the security system's layout, Ryan coordinated the logistics, and Mia kept watch from a nearby rooftop, signalling the perfect time to strike.

Their synchronized efforts paid off. The police were alerted, and together with the young detectives, they apprehended the art thieves, ensuring the safe return of the stolen artwork and restoring peace to their community.

News of their bravery spread, and the group's reputation as skilled young detectives grew. They became known as the "Neighbourhood Sleuths," inspiring other kids to join their cause and embark on their own adventures.

The Neighbourhood Sleuths continued to solve mysteries, ranging from missing pets to puzzling riddles. With each case, they honed their detective skills, strengthening their bond as friends and leaving a lasting impact on their community.

As the years passed, the Neighbourhood Sleuths went their separate ways, pursuing different paths, but their shared memories of the spy club remained

etched in their hearts. Their childhood adventures became the foundation for lifelong friendships and a love for unravelling mysteries.

And so, the story of the Neighbourhood Sleuths became a cherished tale, a reminder to all that the power of curiosity, teamwork, and a little bit of imagination can lead to extraordinary adventures and uncover the truth that lies beneath the surface.

Questions for Reflection

1. Who were the members of the spy club?

2. What inspired the group of kids to start a spy club?

3. What was their first case as young detectives?

4. How did the group of kids gather clues and solve mysteries?

5. Did they encounter any obstacles or challenges along the way?

6. What were some of the mysteries they solved as a spy club?

7. How did the spy club's adventures strengthen their friendship?

8. Did their spy club gain recognition in their community?

9. Were there any moments of danger or suspense during their investigations?

10. Did they ever uncover a bigger mystery or uncover a secret plot?

11. Did their spy club have a secret headquarters or special gadgets?

12. Did their spy club face any opposition or rivalry from other groups?

13. How did the spy club's adventures impact their personal growth and development?

14. Did their spy club continue solving mysteries beyond their initial cases?

Section-2

English Multiple-Choice Questions (MCQs) Section:

1. This section contains multiple-choice questions based on various aspects of the English language.
2. Read each question carefully and analyse all the provided options before selecting your answer.
3. Choose the best and most appropriate response that accurately addresses the question or completes the sentence.
4. Mark your chosen answer by shading the corresponding letter (A, B, C, or D) on the provided answer sheet.
5. Only one option is correct for each question. Selecting more than one option or leaving the answer blank will result in zero marks for that question.
6. Avoid making any stray marks on the answer sheet, as it may affect the accuracy of the scoring.
7. Do not refer to any external sources or materials during the examination.
8. Manage your time effectively to ensure you can attempt all the questions within the allocated time frame.
9. Remember, your comprehension, grammar, vocabulary, and overall language skills will be assessed in this section.
10. Stay focused and calm while attempting the questions and strive to showcase your English language proficiency.

Best of luck in your English MCQs test!

1. In English grammar, a question mark is used to indicate:
 - a) The end of a declarative sentence.
 - b) A command or directive.
 - c) An interrogative sentence.
 - d) The omission of letters in a word.

2. Choose the correct sentence that uses a question mark appropriately:
 - a) I'm going to the store?
 - b) Could you please pass the salt.
 - c) How are you doing
 - d) Are you sure about that?

3. Which of the following is a correctly punctuated direct question?
 - a) She said the train will arrive at 5 pm ; will it?
 - b) He shouted "I won the game". But did he?
 - c) My friend asked if I wanted to go out to eat?
 - d) What time is the meeting at ; does anyone know?

4. Colons (:) are used for:
 - a) Separating a title from the author's name.
 - b) Connecting two independent clauses.
 - c) Indicating possession.
 - d) Introducing a list, explanation, or quotation.

5. Which of the following sentences uses a colon correctly?
 - a) The ingredients for the cake are: flour, sugar, butter and eggs.
 - b) She wanted two things: a new phone and to visit her grandparents.
 - c) The company has three offices: in New York, London, and Paris.
 - d) The teacher said: the exam will be next Friday.

6. What punctuation mark is used to indicate strong emotions or exclamatory statements?

- a) Exclamation mark
- b) Comma
- c) Full stop
- d) Question mark

7. Identify the sentence with the correct use of an exclamation mark:

- a) I can't believe it, what a beautiful dress.
- b) The movie was so scary, are you coming?
- c) Congratulations on your achievement!
- d) He said, "I'll see you later?"

8. When do you use a comma in a sentence?

- a) To indicate the end of a sentence.
- b) To show possession.
- c) To separate items in a list.
- d) To connect two independent clauses.

9. Choose the sentence that correctly uses a comma:

- a) We went to the park and had a picnic.
- b) The cat is sleeping, it looks so cute.
- c) I need to buy apples, oranges, and bananas.
- d) My favourite colours are blue red and yellow.

10. Which punctuation mark is used to end a declarative or imperative sentence?

- a) Exclamation mark
- b) Comma
- c) Full stop
- d) Semicolon

11. Identify the correct sentence:

- a) i love reading books
- b) I love reading books.
- c) I Love Reading Books
- d) i love reading books!

12. Which sentence is punctuated correctly?

- a) what time does the movie start.
- b) What time does the movie start?
- c) What time does the movie start
- d) what time does the movie start?

13. What does a full stop indicate in a sentence?

- a) The sentence is a question.
- b) The sentence is an exclamation.
- c) The sentence is a command.
- d) The sentence is a declarative statement.

14. Select the sentence with the correct capitalization:

- a) she lives in New York city
- b) She lives in New York city.
- c) She Lives in New York City.
- d) she lives in New York city.

15. Which sentence uses a question mark correctly?

- a) I am going to the store
- b) What is your name?
- c) Let's go to the beach
- d) The sun is shining

SECTION-3

Mathematics Multiple-Choice Questions (MCQs) Section:

1. This section consists of multiple-choice questions covering various topics in mathematics.
2. Carefully read each question and all the answer options provided before making your selection.
3. Choose the correct and most appropriate response that solves the problem or answers the question accurately.
4. Mark your chosen answer by shading the corresponding letter (A, B, C, or D) on the provided answer sheet.
5. Each question has only one correct answer. Selecting more than one option or leaving the answer blank will result in zero marks for that question.
6. Show all calculations and steps on the question paper, if necessary, to support your answer and ensure clarity.
7. Avoid making any stray marks on the answer sheet, as it may affect the accuracy of the scoring.
8. Do not use calculators or any other external aids unless explicitly allowed by the exam instructions.
9. Manage your time efficiently to attempt all the questions within the designated time limit.
10. Focus on the concepts and problem-solving techniques to showcase your mathematical skills effectively.

Approach each question with a clear understanding of the concepts and practice your problem-solving abilities. Stay attentive and composed throughout the test to exhibit your proficiency in mathematics. Best of luck in your mathematics MCQs test!

1. What are the factors of 12?

- a) 1, 2, 3, 4, 6, 12
- b) 2, 3, 4, 6
- c) 3, 4, 5, 12
- d) 1, 3, 9, 12

2. Which of the following is a multiple of 8?

- a) 20
- b) 24
- c) 27
- d) 30

3. Find the greatest common factor (GCF) of 36 and 48.

- a) 6
- b) 12
- c) 18
- d) 24

4. What is the least common multiple (LCM) of 6 and 9?

- a) 9
- b) 18
- c) 20
- d) 24

5. Determine the factors of 20.

- a) 1, 2, 4, 5, 10, 20
- b) 2, 5, 10, 20
- c) 3, 6, 9, 20
- d) 4, 5, 15, 20

6. What is the sum of $\frac{3}{4}$ and $\frac{2}{5}$?

- a) $\frac{7}{9}$
- b) $\frac{23}{20}$
- c) $\frac{8}{9}$
- d) $\frac{5}{9}$

7. Find the result of $(\frac{1}{3}) + (\frac{1}{6})$:

- a) $\frac{1}{9}$
- b) $\frac{1}{4}$
- c) $\frac{1}{3}$
- d) $\frac{1}{2}$

8. What is the difference between $\frac{5}{8}$ and $\frac{3}{8}$?

- a) $\frac{1}{4}$
- b) $\frac{1}{8}$
- c) $\frac{3}{8}$
- d) $\frac{1}{2}$

9. Calculate: $(\frac{2}{3}) - (\frac{1}{6})$

- a) $\frac{1}{3}$
- b) $\frac{1}{2}$
- c) $\frac{1}{6}$
- d) $\frac{2}{3}$

10. What is the product of $\frac{1}{4}$ and $\frac{3}{5}$?

- a) $\frac{2}{15}$
- b) $\frac{3}{20}$
- c) $\frac{3}{10}$
- d) $\frac{3}{9}$

11. Which number is a decimal?

- a) 5
- b) 0.5
- c) $\frac{1}{2}$
- d) 50%

12. What is the sum of 0.6 and 0.4?

- a) 0.8
- b) 1.2
- c) 1
- d) 1.6

13. Calculate: $0.8 + 0.3$

- a) 0.11
- b) 1.1
- c) 0.110
- d) 0.15

14. What is the difference between 1.5 and 0.7?

- a) 0.8
- b) 0.2
- c) 0.6
- d) 0.9

SECTION-4

Welcome to the Verbal Reasoning Exam! This assessment is designed to evaluate your ability to analyse and comprehend written information effectively. You will encounter a series of questions that assess your verbal reasoning skills.

- Read Carefully: Analyse each question thoroughly before answering.
- Avoid Assumptions: Base answers only on the given information.
- Answer All: Attempt every question, no penalty for guessing.
- Time Management: Pace yourself and manage time efficiently.
- Review: If time allows, review your answers before submitting.
- Technical Issues: Report any tech problems to the invigilator.
- Honesty Policy: No collaboration, cheating, or plagiarism.
- Stay Calm: Remain focused and confident during the exam.

Synonyms – Finding Words Closest in Meaning

Welcome to the Synonyms section of the exam. This assessment will test your understanding of words and their closest synonyms. Please read the following instructions carefully before proceeding

1. answer

- a) question
- b) acknowledge
- c) respond
- d) report

2. awful

- a) dreadful
- b) bad
- c) unpleasant
- d) sinful

3. denounce

- a) deny
- b) blame
- c) attack
- d) criticise

4. generous

- a) stingy
- b) wide
- c) lavish
- d) ample

5. humiliate

- a) encourage
- b) embarrass
- c) hurt
- d) grief

6. humble

- a) modest
- b) generous
- c) calm
- d) proud

7. demolish

- a) fight
- b) attack
- c) destroy
- d) prevent

8. comprehend

- a) explain

b) understand

c) reply

d) agree

9. initiate

a) incentive

b) process

c) trouble

d) begin

10. fascinating

a) intelligent

b) clever

c) interesting

d) bright

11. important

a) necessary

b) critical

c) needed

d) indispensable

12. indolent

a) active

b) lazy

c) idle

d) slow

13. delighted

a) satisfied

b) cherished

c) contended

d) pleased

14. conceal

- a) veil
- b) hide
- c) cover
- d) protect

15. hazardous

- a) dangerous
- b) risky
- c) uncertain
- d) perilous

NON-VERBAL REASONING

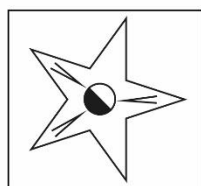

Welcome to the Non-Verbal and Verbal Reasoning exam! This assessment is designed to evaluate your ability to think logically and solve problems using visual and verbal cues. Please read the following instructions carefully before beginning the exam:

- Question Format: Non-Verbal and Verbal questions.
- Answer Sheet: Use the provided sheet.
- Question Numbers: Match with answer sheet.
- Attempt All: No negative marking.
- Read Carefully: Analyse before answering.
- Work Neatly: Show steps for Non-Verbal.
- Time Management: Allocate wisely.
- No External Resources: No aids allowed.
- Stay Calm: Relax and stay focused.

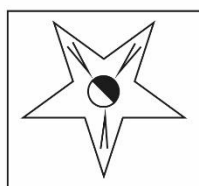
- Review: Check before submitting.
- Submission: Hand in answer sheet.

Choose the alternative which is closely resembles the mirror image of the given combination.


1.



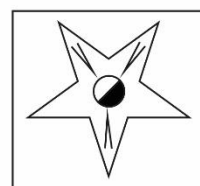
A



B



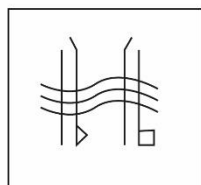
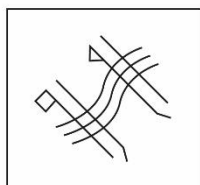
C



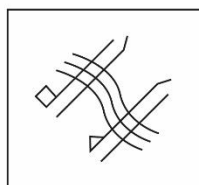
D

2.

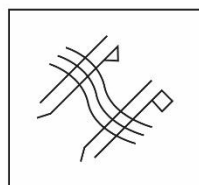
Choose the alternative which is closely resembles the mirror image of the given combination.



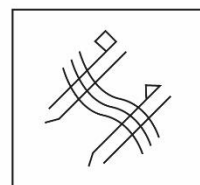
A



B




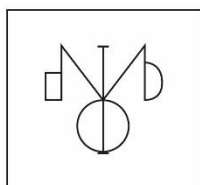
C



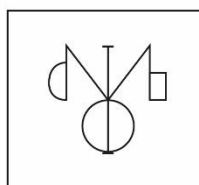
D

3.

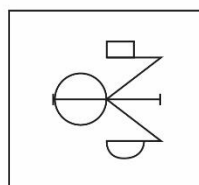
Choose the alternative which is closely resembles the mirror image of the given combination.



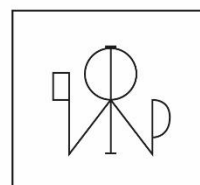
A



B



C



D

Answers

Section:1

Mystery Unleashed: The Adventures of the Neighbourhood Sleuths

1. The members of the spy club were Ethan, Lily, Ryan, and Mia.
2. The group of kids were inspired by their love for spy movies and their desire to add excitement and intrigue to their summer break.
3. Their first case involved investigating strange occurrences at Mrs. Jenkins' house, which led them to uncover a group of art thieves operating in their neighbourhood.
4. They gathered clues by donning disguises, conducting online research, documenting details, following footprints, and deciphering coded messages. They solved mysteries through their collective efforts, combining their skills and knowledge.
5. Yes, they encountered obstacles such as the haunted reputation of the abandoned warehouse, the need to remain discreet while investigating, and the pressure to act swiftly to stop the art thieves.
- 14.The spy club's adventures allowed the kids to develop their detective skills, learn to work as a team, and foster a sense of bravery, curiosity, and problem-solving.
- 14.The story did not mention whether the spy club continued solving mysteries beyond their initial cases.

Section:2

1. c) An interrogative sentence.
2. d) Are you sure about that?
3. b) He shouted "I won the game". But did he?
4. d) Introducing a list, explanation, or quotation.
5. b) She wanted two things: a new phone and to visit her grandparents.

Section:3

- | | |
|--------------------------|-----------------------|
| 1. a) 1, 2, 3, 4, 6, 12 | 7. d) $\frac{1}{2}$ |
| 2. b) 24 | 8. a) $\frac{1}{4}$ |
| 3. b) 12 | 9. b) $\frac{1}{2}$ |
| 4. b) 18 | 10. b) $\frac{3}{20}$ |
| 5. a) 1, 2, 4, 5, 10, 20 | |
| 6. b) $\frac{23}{20}$ | |

Verbal reasoning

- | | | |
|-------------|----------|--------------|
| 1. respond | 3. blame | 5. embarrass |
| 2. dreadful | 4. ample | |

NVR

1	C	No description.
2	C	No description.
3	B	No description.
4	A	No description.
5	B	No description.
6	C	No description.
7	B	No description.
8	C	No description.
9	A	No description.
10	D	No description.

Congratulations on finishing this book!
Explore our other publications designed to
enhance your performance in the 11+ exam
and achieve even better results.

